EPIGAP Optronic GmbH
Koepenicker Str. 325b
D-12555 Berlin
Fon: +49 (0)30 657637 60
Fax: +49 (0)30 657637 70
sales@epigap-optronic.de

Data Sheet

Violet LED EOLD-430-533

Rev. 01, 2018

Radiation	Type	Case
violet	InGaN/SiC	5 mm plastic lens

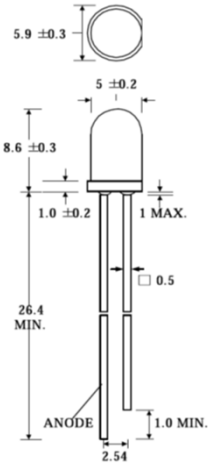

Notes:

1. All dimensions are in millimeter

2. Lead spacing is measured where the lead emerge from the package

Description:

Super bright LED, round type, 5 mm diameter, lens color: water clear with flange, housing without standoff leads, complaint with RoHS

Maximum Ratings

T_{amb}= 25°C, unless otherwise specified

Parameter	Test Conditions	Symbol	Value	Unit
Forward current		I_F	25	mA
Peak forward current	1/10 duty cycle @1 kHz	I_{FM}	100	mA
Power dissipation		P_D	95	mW
Reverse voltage		V_R	5	V
Operating temperature range		T_{amb}	-40 to +85	°C
Storage temperature range		T_{stg}	-40 to +100	°C
Lead soldering temperature	t< 3 s, 1.6 mm from case	T_{slg}	260	°C

Optical and Electrical Characteristics

T_{amb}= 25°C, unless otherwise specified

Parameter	Symbol	Conditions	Min	typ	max	Unit
Forward voltage	V_F	I_F= 20 mA		3.2	3.8	V
Reverse current	V_R	V_R= 5 V			10	µA
Luminous intensity	Iv	I_F= 20 mA	300	450		mcd
Peak wavelength	λ_p	I_F= 20 mA	425		430	nm
FWHM	$\Delta\lambda_{0,5}$	I_F= 20 mA		30		nm
Viewing angle	φ	I_F= 20 mA		30		deg.

RoHS COMPLIANT Pb Pb-Free

We reserve the right to make changes to improve technical design and may do so without further notice. Parameters can vary in different applications. All operating parameters must be validated for each customer application by the customer.

Distributor
amsTECHNOLOGIES
where technologies meet solutions
info@amstechnologies.com
www.amstechnologies-webshop.com
Contact us

EPIGAP Optronic GmbH
Koepenicker Str. 325b
D-12555 Berlin
Fon: +49 (0)30 657637 60
Fax: +49 (0)30 657637 70
sales@epigap-optronic.de

Data Sheet

Violet LED **EOLD-430-533** Rev. 01, 2018

Typical optical-electrical characteristic curves

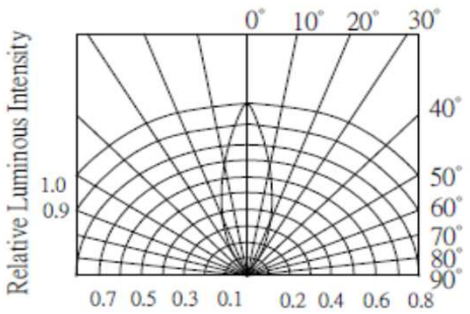

RADIATION DIAGRAM

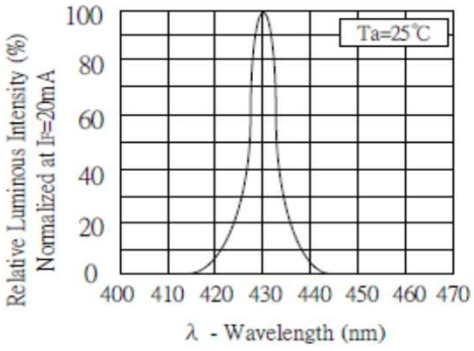

RELATIVE LUMINOUS INTENSITY Vs. WAVELENGTH

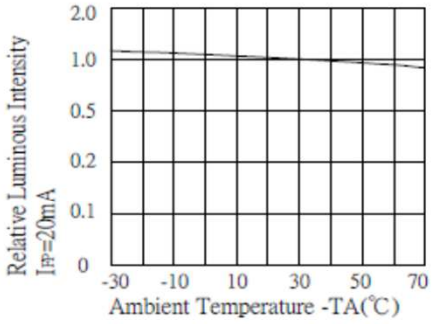

LUMINOUS INTENSITY Vs. AMBIENT TEMPERATURE

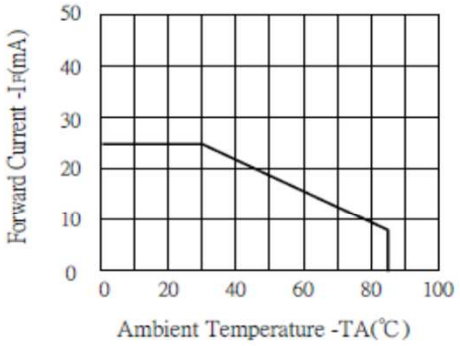

MAX FORWARD CURRENT Vs. AMBIENT TEMPERATURE

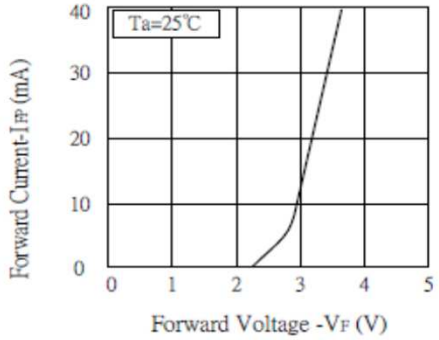

FORWARD CURRENT Vs. FORWARD VOLTAGE

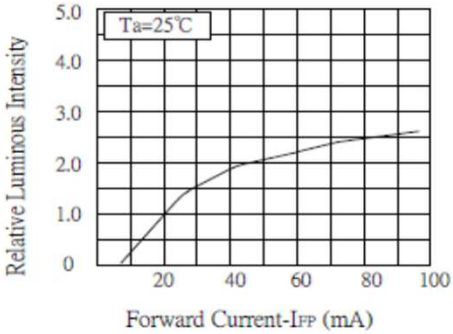

LUMINOUS INTENSITY Vs. FORWARD CURRENT

Art. No. 132 038

RoHS COMPLIANT Pb Pb-Free

We reserve the right to make changes to improve technical design and may do so without further notice. Parameters can vary in different applications. All operating parameters must be validated for each customer application by the customer.

Distributor
amsTECHNOLOGIES
where technologies meet solutions
info@amstechnologies.com
www.amstechnologies-webshop.com
Contact us