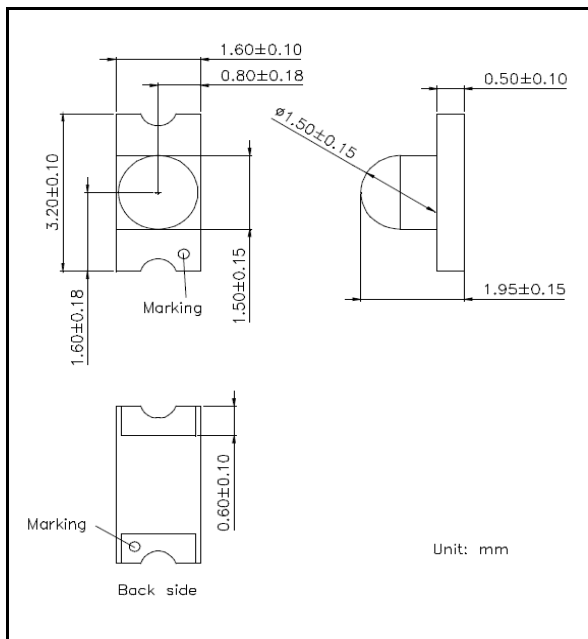


**Data Sheet**

**Green SMD-LED**

**EOLS-525-843**

Radiation	Type	Case
green	InGaN	SMD 3216 (1206), with lens



**Description:**

- Size 1206: 3.2 (L) x 1.6 (W) x 1.95 (H) mm
- Circuit substrate: glass laminated epoxy
- Devices are RoHS conform
- Lead free solderable, soldering pads: gold plated
- Marking at cathode

**Maximum Ratings**

Parameter	Test conditions	Symbol	Value	Unit
Forward current		$I_F$	20	mA
Peak forward current	$t_p \leq 100 \mu s, \tau=1:10$	$I_{FM}$	100	mA
Reverse voltage		$V_R$	5	V
Reverse current		$I_R$	100	$\mu A$
Operating temperature range		$T_{amb}$	-40 to +85	$^{\circ}C$
Storage temperature range		$T_{stg}$	-40 to +85	$^{\circ}C$
Thermal resistance		$R_{thJA}$	450	K/W

**Optical and Electrical Characteristics**

Parameter	Symbol	Conditions	Min	typ	max	Unit
Forward voltage	$V_F$	$I_F= 20 \text{ mA}$		3.25	3.8	V
Luminous intensity	$I_v$	$I_F= 20 \text{ mA}$	1800	3550		mcd
Dominant wavelength	$\lambda_d$	$I_F= 20 \text{ mA}$	520	525	530	nm



We reserve the right to make changes to improve technical design and may do so without further notice. Parameters can vary in different applications. All operating parameters must be validated for each customer application by the customer.

Distributor



where technologies meet solutions

info@amstechnologies.com  
 www.amstechnologies-webshop.com

**Contact us**

# EPIGAP Optronic GmbH

Koepenicker Str. 325b  
D-12555 Berlin  
Fon: +49 (0)30 657637 60  
Fax: +49 (0)30 657637 70  
sales@epigap-optronic.de



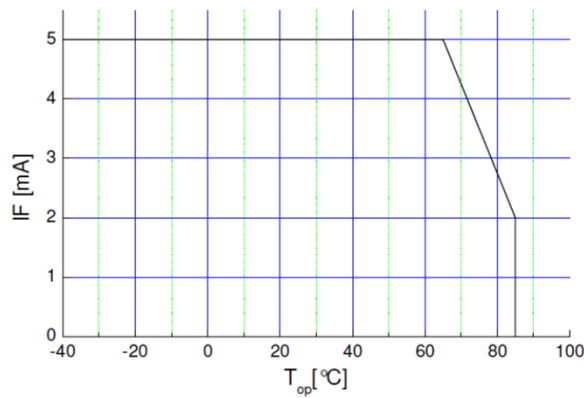
## Data Sheet

**Green SMD-LED**

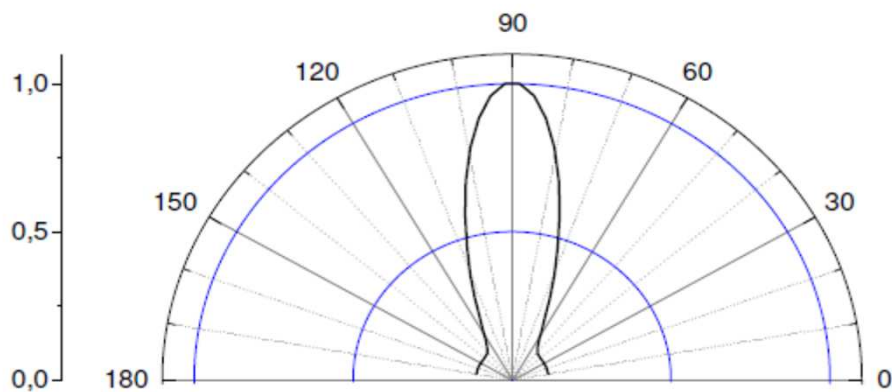
**EOLS-525-843**

page 2 of 3  
Rev. 02, 2017

**Maximal  
forward  
current (DC)  
characteristic**



**View angle**



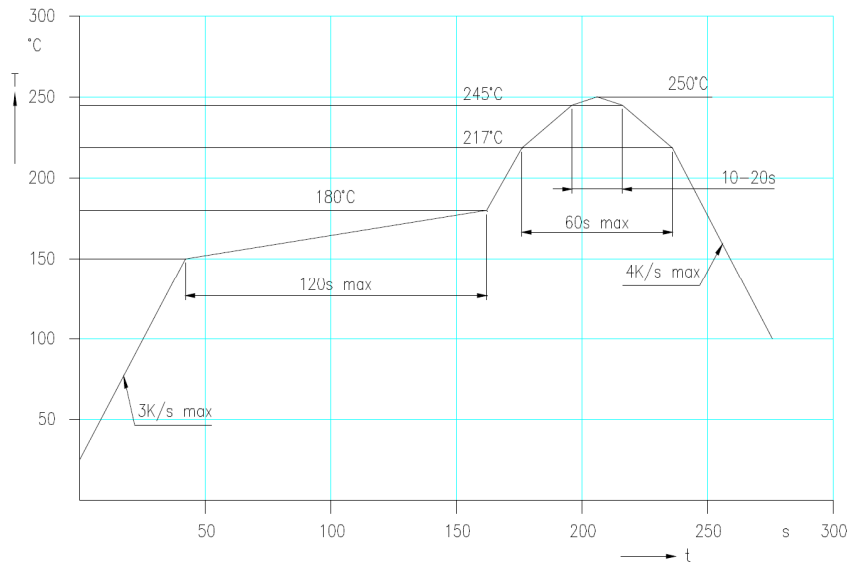
We reserve the right to make changes to improve technical design and may do so without further notice. Parameters can vary in different applications. All operating parameters must be validated for each customer application by the customer.

**Data Sheet**

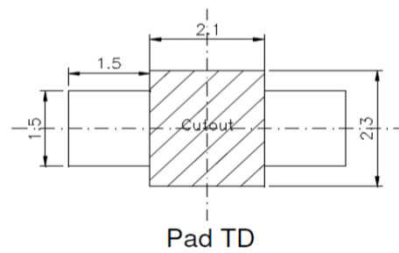
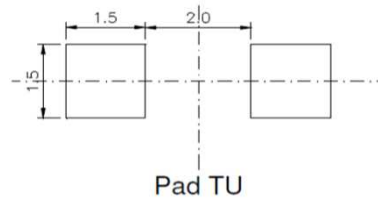
**Green SMD-LED**

**EOLS-525-843**

**IR reflow  
 soldering  
 profile for lead  
 free soldering**



**Recommended Soldering Patterns**



**Manual soldering:**  
 max power of iron 25 W / 3 s / 300°C



We reserve the right to make changes to improve technical design and may do so without further notice. Parameters can vary in different applications. All operating parameters must be validated for each customer application by the customer.

Distributor



where technologies meet solutions

info@amstechnologies.com  
 www.amstechnologies-webshop.com

**Contact us** 